

Embedded Linux Conference Europe 2012 (Barcelona - November 5-7)

Embedded Linux RADAR device

Taking advantage on Linaro tools and
HTML5 AJAX real-time visualization

Agustí FONTQUERNI GORCHS

af@iseebcn.com



OVERVIEW

- Introduction
- Highlights
 - A/D Converter access
 - Optimization programming techniques
 - Optimization from compilers
 - HTML5 + AJAX
 - Developing time / costs
- Demo
- Future
- Summary

INTRODUCTION

- hardware
 - IGEPv2 board + IGEP Radar sensor



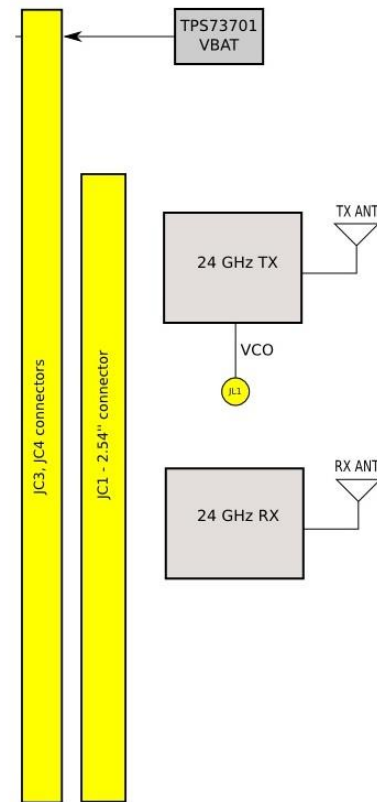
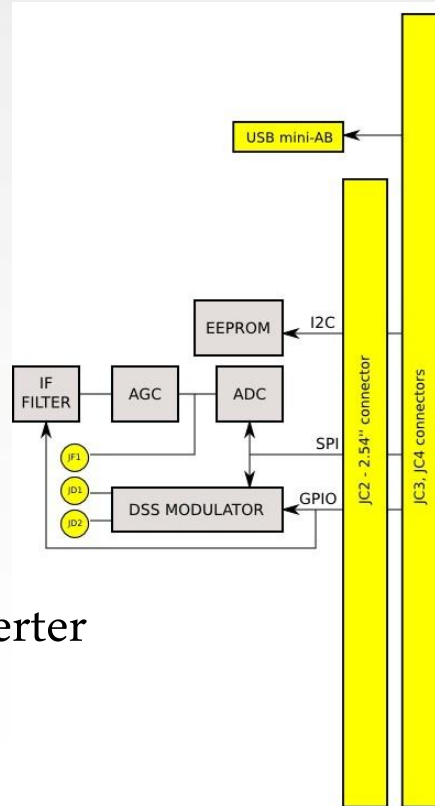
INTRODUCTION

- hardware
 - IGEPv2 board
 - TI DM3730 processor
 - ARM Cortex A8 core at 1GHz
 - Processor : ARMv7 Processor rev 2 (v7l)
 - BogoMIPS : 996.74
 - DSP C64x+ core at 800Mhz
 - GPIO expansion J990 connector (BeagleBoard connector)
 - SPI bus
 - Input/output digital control lines
 - 5 Vcc Power



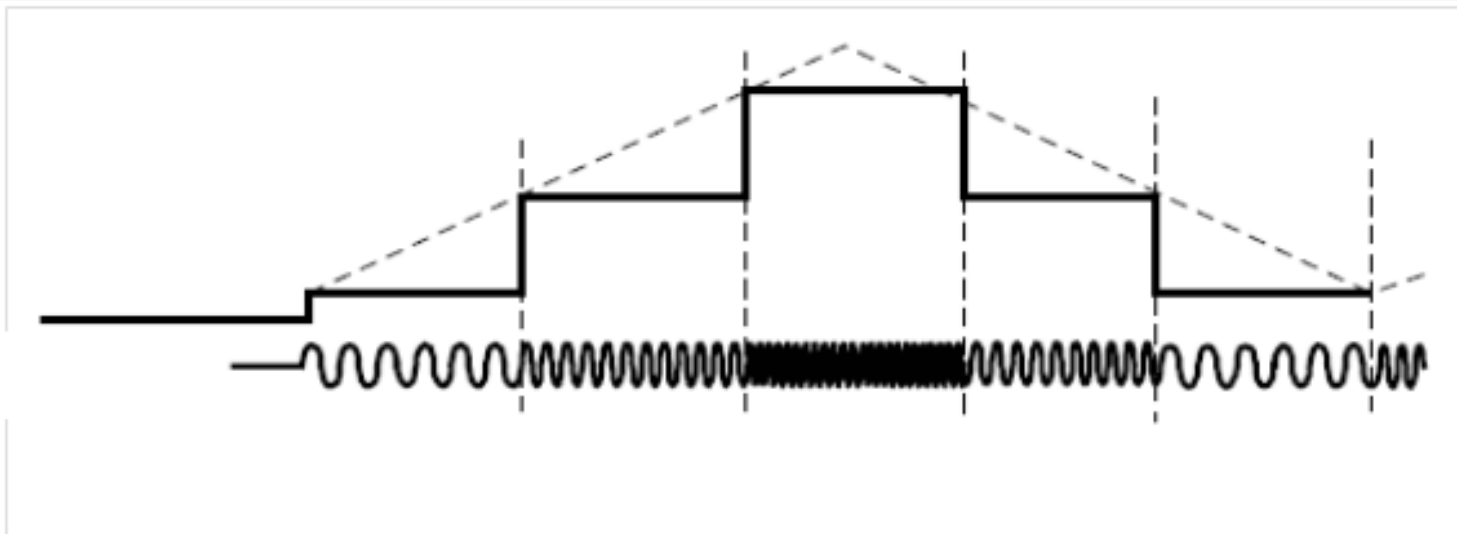
INTRODUCTION

- hardware
 - **IGEP Radar sensor**
 - Antenna
 - RF Transmitter
 - RF Receiver
 - SPI DDS
 - SPI A/D Converter
 - PLL
 - IF Filter
 - I/O control lines



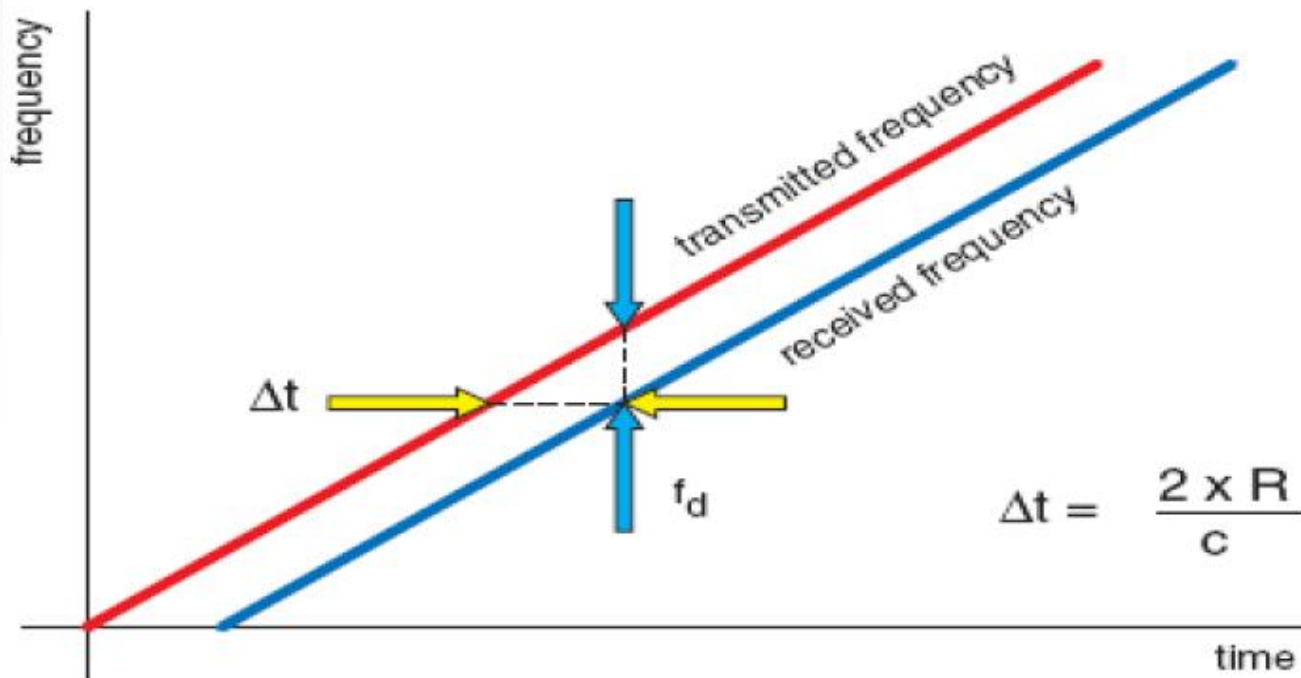
INTRODUCTION

- radar: (quick) FMCW Radar technology
 - FMCW: Frequency Modulation Constant Wave
 - Modulation from 24,0 Ghz to 24,25 Ghz (ISM K-Band)



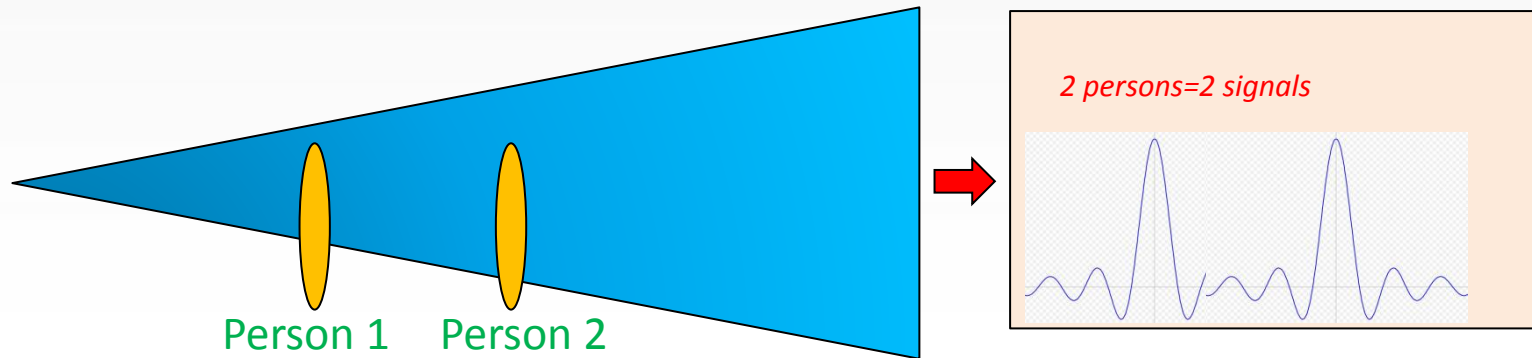

INTRODUCTION

- radar: (quick) FMCW Radar technology
 - **diff frequency = measured distance**
 - balance between accuracy and latency/refresh measure



INTRODUCTION

- radar: (quick) FMCW Radar technology
 - it searches for positions of peaks of FFT in IF (Intermediate Frequency) signal that is proportional to distance measures



INTRODUCTION

- software
 - Linux **kernel 2.6.37**
 - Based on **TI BSP** with 2.6.37 kernel **fork**
 - The last for **OMAP3** (**dead line** NOT ported to mainline)
 - with **A LOT OF patches...**
 - from 2.6.37 official branch (kernel.org)
 - from ISEE to support IGEP devices (git.isee.biz)
 - Roofs based on **Poky 7.0.0** distribution and compiled with Yocto1.2 infrastructure
 - Specific **radar application** is developed on standard **C-code**

HIGHLIGHTS: A/D Converter access

- hwmon infrastructure
- comedy infrastructure
- spidev infrastructure (userspace / omapspi DMA transfer)
 - omapspi host driver **patch** (CS mode configuration)

```
diff --git a/drivers/spi/omap2_mcspi.c b/drivers/spi/omap2_mcspi.c
index 951a160..0a4a13d 100644
--- a/drivers/spi/omap2_mcspi.c
+++ b/drivers/spi/omap2_mcspi.c
@@ -252,7 +252,7 @@ static void omap2_mcspi_set_master_mode(struct
spi_master *master)
    l = mcspi_read_reg(master, OMAP2_MCSPI_MODULCTRL);
    MOD_REG_BIT(l, OMAP2_MCSPI_MODULCTRL_STEST, 0);
    MOD_REG_BIT(l, OMAP2_MCSPI_MODULCTRL_MS, 0);
-   MOD_REG_BIT(l, OMAP2_MCSPI_MODULCTRL_SINGLE, 1);
+   MOD_REG_BIT(l, OMAP2_MCSPI_MODULCTRL_SINGLE, 0);
    mcspi_write_reg(master, OMAP2_MCSPI_MODULCTRL, l);

    omap2_mcspi_ctx[master->bus_num - 1].modulctrl = l;
```

HIGHLIGHTS: A/D Converter access

- Linux **kernel module** for configuration of ADC121S101 spi-device
A/D converter from user-space (opposite to igep00x0-board.c file)

```
#include <linux/module.h> /* Needed by all modules */
#include <linux/kernel.h> /* Needed for KERN_INFO */
#include <linux/device.h> /* Needed for 2.6.28 */
#include <linux/spi/spi.h> /* Needed for spi data structures */
#include <plat/mcspi.h>    /* Needed for OMAP3 spi driver */

static struct omap2_mcspi_device_config igep2_mcspi_config = {
    .turbo_mode    = 0,
    .single_channel = 1,    // 0: slave, 1: master
};

static struct spi_board_info igep2_spi_board_info[] = {
    { /* ADC IGEPv2: SPI4 CS0 */
        .modalias     = "spidev",
        .bus_num      = 4,
        .chip_select   = 0,
        .max_speed_hz  = 20000000,
        .controller_data = &igep2_mcspi_config,
        .mode          = SPI_MODE_2,
    },
};
```

HIGHLIGHTS: A/D Converter access

```
int radarspi_init(void)
{
    unsigned n;
    struct spi_master *master = NULL;
    struct spi_device *spidev = NULL;

    for (n = 0; n < ARRAY_SIZE(igep2_spi_board_info); n++ ) {
//extern struct spi_master *spi_busnum_to_master(u16 busnum);
        master = spi_busnum_to_master(igep2_spi_board_info[n].bus_num );

//extern struct spi_device * spi_new_device(struct spi_master *, struct spi_board_info *);
        spidev = spi_new_device(master, &igep2_spi_board_info[n]);
        spidevs[n] = spidev; //for remove spidev on radarspi_exit()
    }
    return 0;
}

void radarspi_exit(void)
{
    unsigned n;
    for (n = 0; n < ARRAY_SIZE(igep2_spi_board_info); n++ ) {
        spi_unregister_device(spidevs[n]);
    }
}

module_init(radarspi_init);
module_exit(radarspi_exit);

MODULE_AUTHOR("Agusti Fontquerni <afontquerni@iseebcn.com>");
MODULE_DESCRIPTION("IGEPv2 RADAR ADC SPI device driver ");
MODULE_LICENSE("GPL");
```

HIGHLIGHTS: Optimization programming techniques

- Debugging time bottlenecks
 - timeline marks
 - *gettimeofday()*
 - detection of the heaviest computing functions
 - Fast Fourier Transform (FFT) calculation
 - Data movements
 - Loops
- detection of delay device response
 - acquisition time delay (A/D Converter wave data)
 - network TCP request and data response transfers

HIGHLIGHTS: Optimization programming techniques

- Paralleling processes (acquisition / processing / output data)

Secuencial (1 threads)

(only one thread: ARM CPU)

ADC Acquisition
[n] (7 ms)

Signal Processing
[n] (9 ms)

Output data
[n] (2 ms)

ADC Acquisition
[n+1] (7 ms)

...

time cycle: 18 ms

Parallel processes (3 threads)

(thread 1: **DMA** transfer / thread 2: ARM CPU / thread 3: remote network web browser)

ADC Acquisition
[n] (7 ms)

ADC Acquisition
[n+1] (7 ms)

ADC Acquisition
[n+2] (7 ms)

ADC Acquisition
[n+3] (7 ms)

...

time cycle: 9 ms

Signal Processing
[n] (9 ms)

Signal Processing
[n+1] (9 ms)

Signal Processing
[n+2] (9 ms)

...

SAVE -50% !!!

Output data
[n] (2 ms)

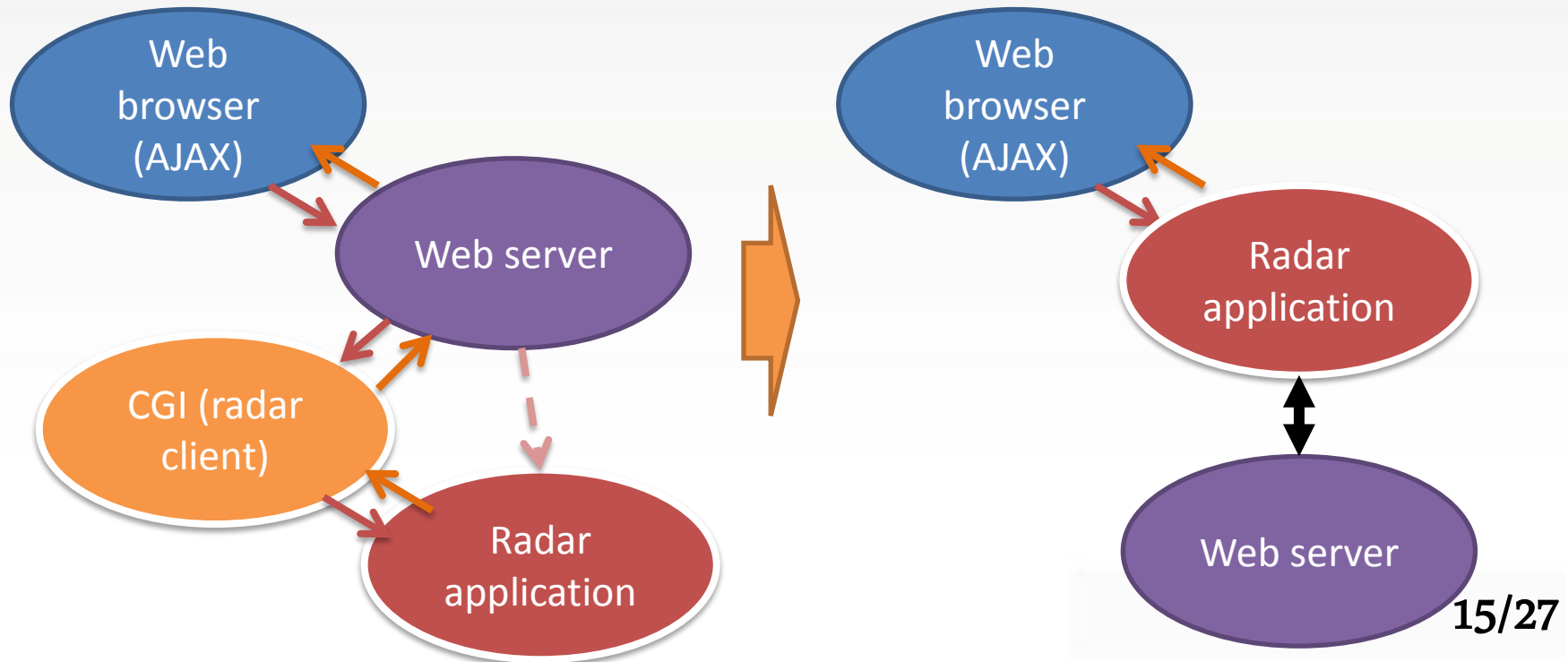
Output data
[n+1] (2 ms)

...

14/27

HIGHLIGHTS: Optimization programming techniques

- HTML5 data visualization: CGI vs 'Reverse Proxypass'
 - The **critical data path** (**JSON Data** for AJAX HTTP_Request)



HIGHLIGHTS: Optimization from compilers

- GCC 4.3.3 (poky 3.3.1)
- GCC 4.6.4 (yocto 1.2 / poky 7.0.0)
- GCC 4.5 (from www.linaro.org)
 - optimization GCC flags

<http://www.linaro.org/linaro-blog/2011/10/25/compiler-flags-used-to-speed-up-linaro-android-2011-10-and-future-optimizations/>

-march=**armv7-a**

-mtune=**cortex-a8**

-mfpu=**neon**

-mfloat-abi=**softfp**

HIGHLIGHTS: Optimization from compilers

- Comparative of compilers (binary size + radar process time)

COMPILER	BINARY SIZE	EXECUTION TIME
GCC 4.3.3 (poky 3.3.1)	212.0 KB	19 ms
GCC 4.6.4 (poky 7.0.0)	216.5 KB	9 ms
GCC 4.6 (www.linaro.org)	209.0 KB	9 ms

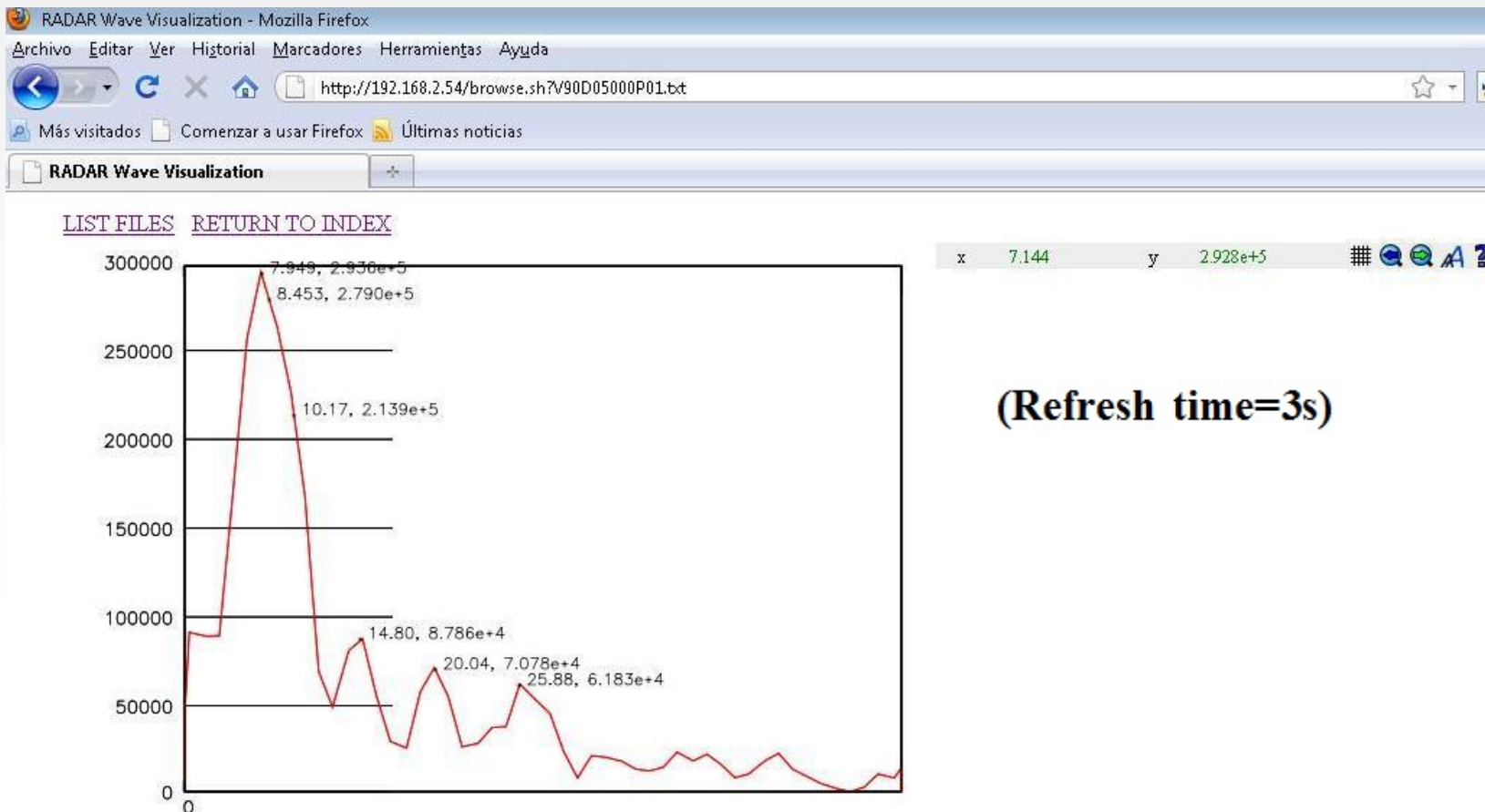
SAVE -53% !!!

HIGHLIGHTS: HTML5 + AJAX Visualization

- Gnuplot 'png image output' (NO HTML5)
- **Gnuplot** 'canvas output'
- **flop** (jQuery extension) — a Javascript plot library
- **Canvas** HTML5 + AJAX

HIGHLIGHTS: HTML5 + AJAX Visualization

- Gnuplot canvas - http://gnuplot.sourceforge.net/demo_canvas/



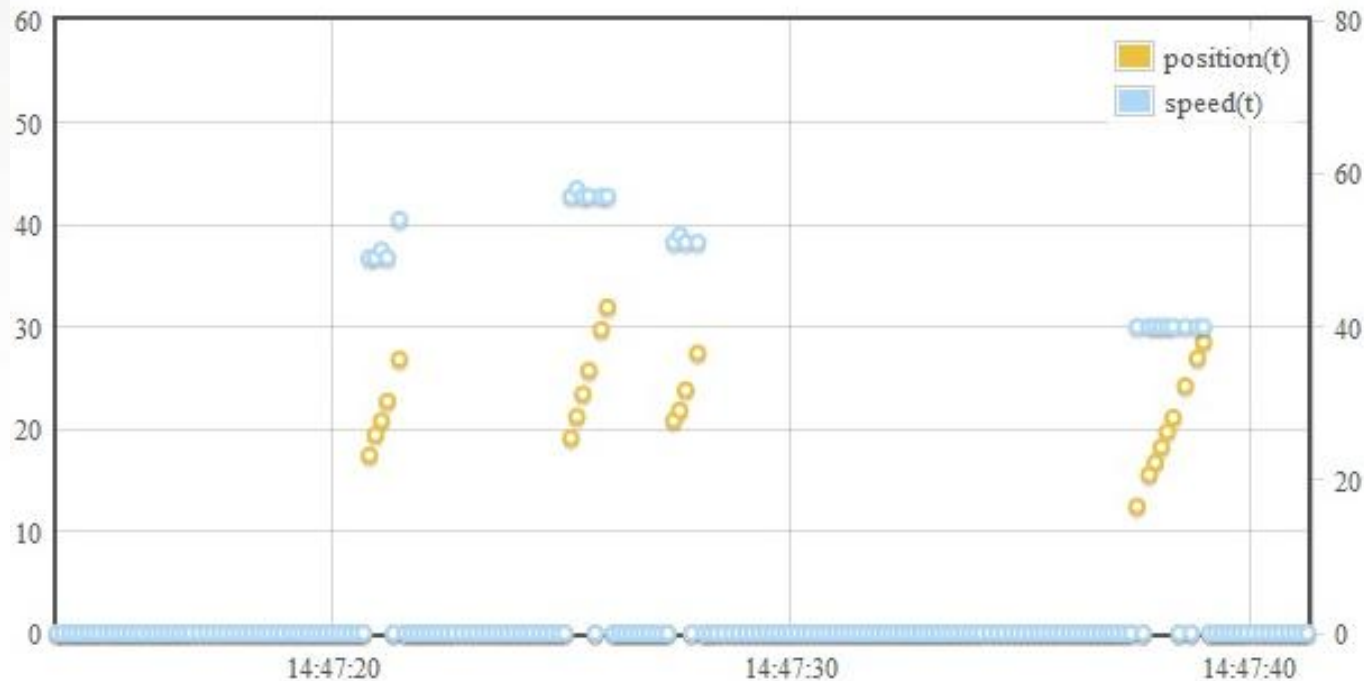
HIGHLIGHTS: HTML5 + AJAX Visualization

- Flop (jQuery extension) - <http://www.flotcharts.org/>

IGEP RADAR LAMBDA

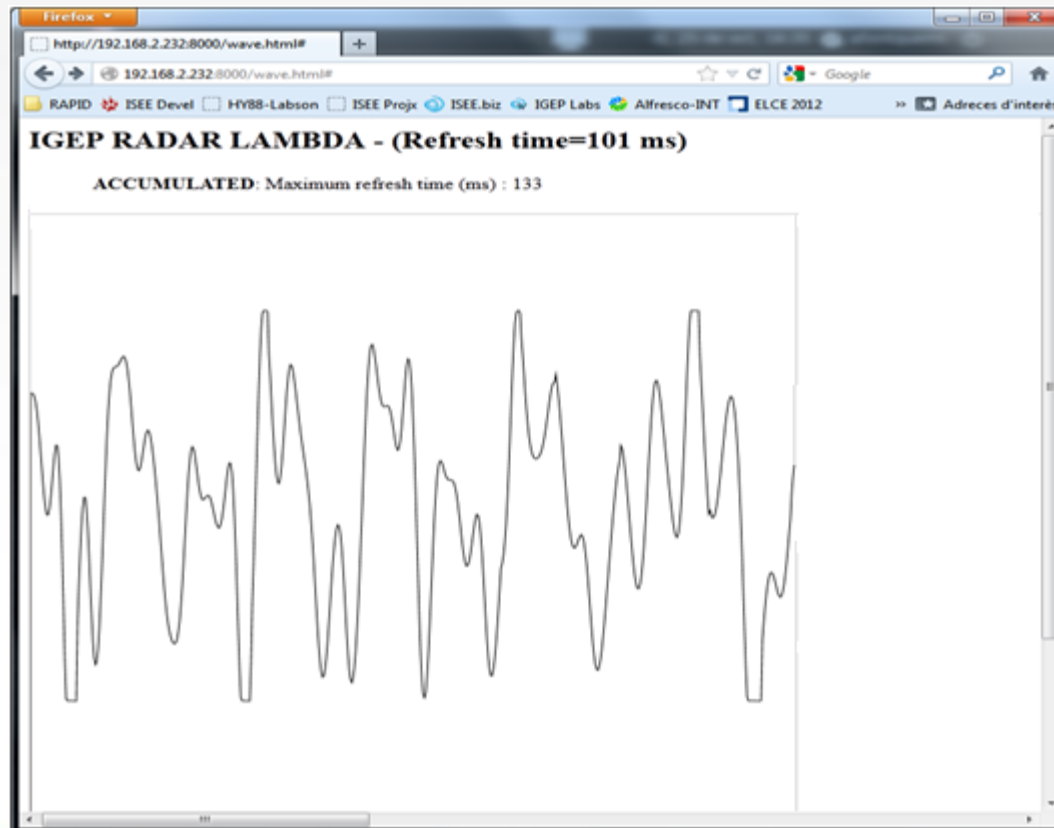
(Refresh time=136 ms)

IGEP™
TECHNOLOGY



HIGHLIGHTS: HTML5 + AJAX Visualization

- raw **Canvas** HTML5 + AJAX - <http://www.w3schools.com/ajax/>
- https://developer.mozilla.org/docs/Canvas_tutorial/



HIGHLIGHTS: Developing /time costs

- Directly C-code implementation from **developer**
 - Signal processing model is reimplemented by developer
 - Too much time (slow)
 - Poor accuracy in comparison to model
 - Knowledge about radar signal processing is needed
- **Automated generation** of C-code
 - Signal processing model tool generates C-code
 - The fastest way
 - Optimization depends on synthesizers and compiler tools
 - No specific hardware layout for DM3730
- Poor Linux infrastructure for TI C64x+ DSP core

DEMO

- IGEP v2 board (with DM3730 at 1 GHz)
- IGEP RADAR sensor
- HTML5 web browser running on Smartphone or Tablet

FUTURE

- DSP (DM3730 built-in TI C64x+ DSP core)
 - FFT Processing
 - ADC direct acquisition (change to McBSP interface)
- NEON coprocessor extension on ARM
 - libfftw3 support
 - memcpy optimizations
- Improve HTML5 web page
 - functionality
 - style / design

SUMMARY (1/2)

- Device based on Cortex A8 at 1GHz, Linux kernel 2.6.37 and poky
- Difficulties
 - Use built-in DSP core for poor software infrastructure in Linux
 - Too much developing time to take advantage of specific hardware and advanced software libraries

SUMMARY (2/2)

- Goals
 - Implemented software radar signal processing (FFT,...) without expensive hardware acceleration (like traditional FPGA integrated circuits). Automated C-code generation from radar model.
 - ARM architecture and a few electronic devices get an energy-efficient radar

ありがとう 謝謝

Danke schön 3Q Thank you

Gracias Gràcies

Dank U wel

Merci Beaucoup

Moito Brigado

감사합니다